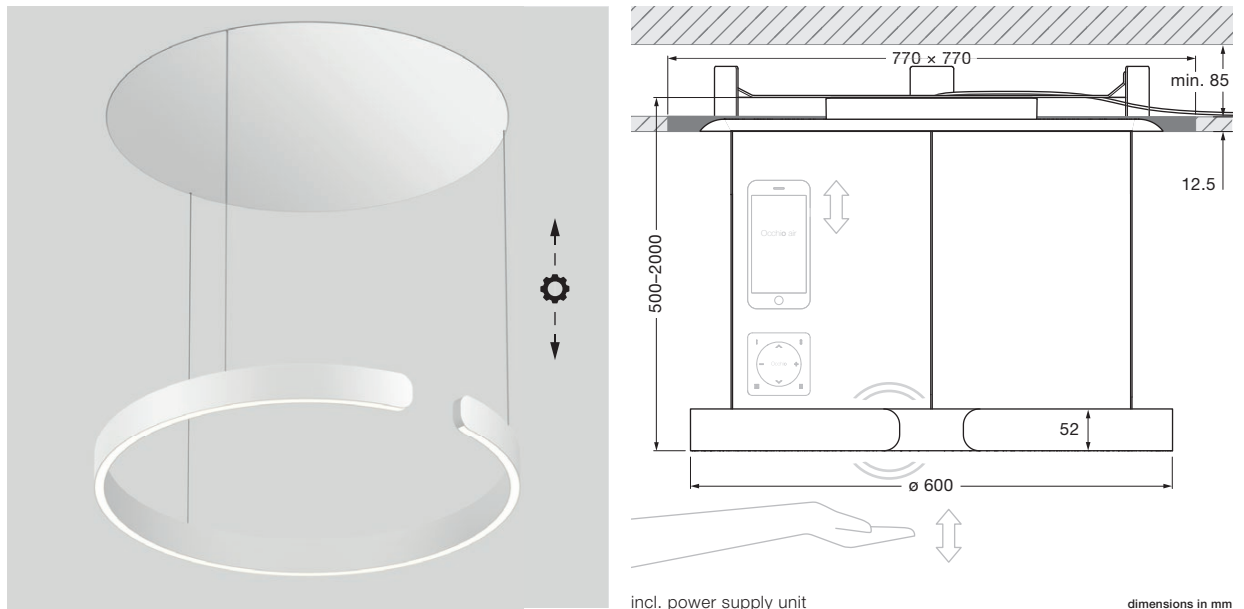


## Mito sospeso move 60 pure datasheet

Annular LED suspended and ceiling luminaire with double-sided light emission and a diameter of 60 cm. There is a choice of two lighting effects. table (wide) for use over tables – wide light beam downwards and upwards. room (narrow) for freely suspended luminaire lighting – concentrated light beam directed downwards, diffused light directed upwards.

The suspension length is continuously, electronically adjustable from 50 to 200 cm.

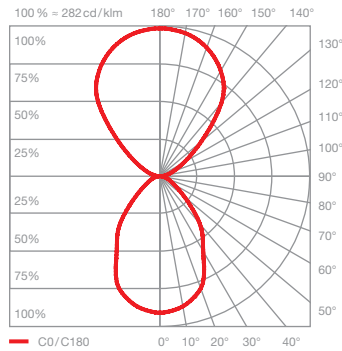

Version with plastering element to be fitted flush with the ceiling in a hollow ceiling, and with integrated power supply unit; connection to 230 V AC mains voltage. Can be controlled via »touchless control« (gesture control on the head) or Occhio air. The color temperature can be continuously controlled via »touchless control« or Occhio air from 2700 to 4000 K (optional 2200 to 3500 K).



### technical data Mito sospeso move 60 pure

properties	material	aluminium, painted, PVD-coated steel, plastic, optical silicone, fibreglass
	height adjustment (electronic only)	500–2000 mm (variable, not designed for continuous operation)
	weight (luminaire + mounting plate)	7.1 kg + 11.2 kg
surface	head	bronze, matt gold, rose gold, matt silver, matt white, matt black, phantom, black phantom
	canopy	matt white, matt black
Occhio »color tune« LED	average life time	> 50.000 hrs
	energy efficiency class (luminous efficiency)	G (59 lm / W)
	power	LED 60 W (incl. Occhio power supply unit 66 W, standby < 0.5 W)
	color rendering index	high color; CRI Ra 95
	color temperature (color consistency)	2700–4000 K (2-step)      2200–3500 K (2-step 2200K, 3-step 3500K)
electricity	dimming	via »touchless control« or Occhio air
	connection	230 V AC
	power factor power supply (cos φ1)	0.9
	flicker / stroboscopic effect	1 (PstLM) / 0.9 (SVM)
	permitted operating conditions	max. 30°C for indoor use only

## Mito sospeso move 60 pure lighting effects



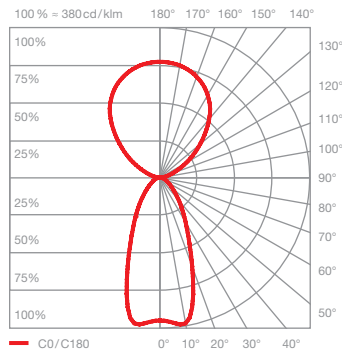

### table (wide)

wide light beam (up and down), beam angle approx. 80° (down)

inserts: wide / flood

luminous flux : high color 60 W 3330 lm

UGR (4H8H) < 19



### room (narrow)

concentrated light downwards, beam angle approx. 50°, diffuse upwards

inserts: narrow / diffuse

luminous flux : high color 60 W 3210 lm

UGR (4H8H) < 19\*

\*The standardized indication of glare values (UGR value - 4H8H) is not quite significant for annular luminaires. In most real applications the result of an individual calculation is a UGR value <19. Therefore, we recommend to carry out a calculation which can be prepared by our lighting design team ([lightingdesign@occhio.de](mailto:lightingdesign@occhio.de)).