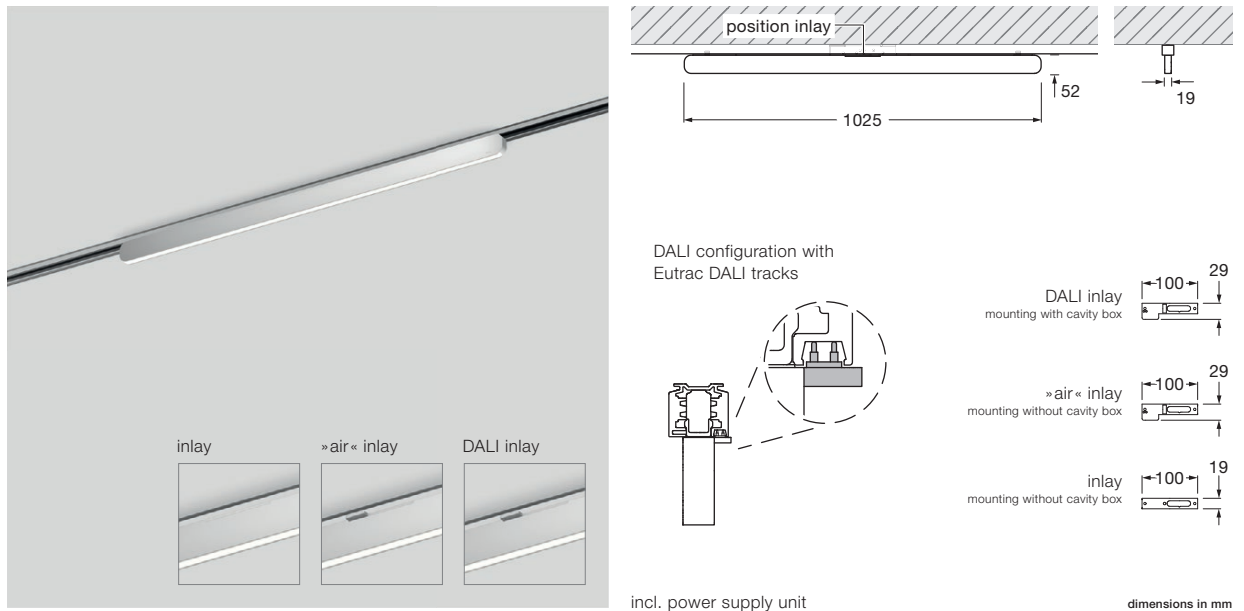


Mito alto 100 track datasheet

Linear LED ceiling luminaire with single-sided light output and length of 102.5 cm. There is a choice between a „narrow“ lighting effect for tightly concentrated, glare-free light for perfect illumination in any application and a „wide“ lighting effect for wide, radiating light that diffuses to brighten rooms or surfaces.

This version is designed for a three-phase Eutrac track (also compatible with Erco and Zumtobel three-phase tracks, DALI compatible only with Eutrac) and connects to 230 V AC / 50 Hz mains voltage. The luminaire can be dimmed using a trailing-edge phase cut dimmer* or can be controlled using Occhio air or DALI. The color temperature can be preset (2700 / 3000 / 3500 / 4000 K) or is continuously adjustable between 2700–4000 K (optional 2200 to 3500 K) using Occhio air or DALI.

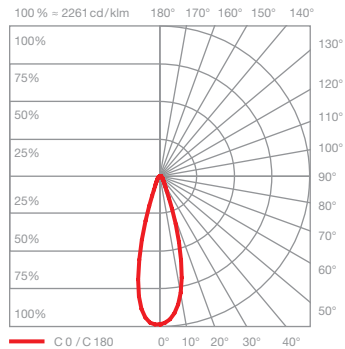



technical data Mito alto 100 track

properties	material	head aluminium painted or PVD-coated, optical plastic inlay painted plastic
	weight	2.0 kg
surface	head	bronze, matt gold, rose gold, matt silver, matt white, matt black, phantom, black phantom
	inlay	matt white, matt silver, matt black
Occhio »color tune« LED	average life time	> 50.000 hrs
	energy efficiency class (luminous efficiency)	G (54 lm / W)
	power	LED 45 W (incl. Occhio power supply unit approx. 52 W, standby < 0.5 W)
	color rendering index	high color; CRI Ra 95
	color temperature (color consistency)	2700–4000 K (2-step) 2200–3500 K (2-step 2200 K, 3-step 3500 K)
electricity	dimming	via trailing-edge phasecut dimmer*, Occhio air or DALI
	connection	230 V AC / 50 Hz
	power factor power supply (cos φ1)	0.9
	flicker / stroboscopic effect	1 (PstLM) / 0.9 (SVM)
	permitted operating conditions	max. 30°C for indoor use only

* For a list of compatible dimmers, see www.occhio.com/dim_en. Trailing-edge phase cut dimmers, Occhio air and DALI cannot be used simultaneously

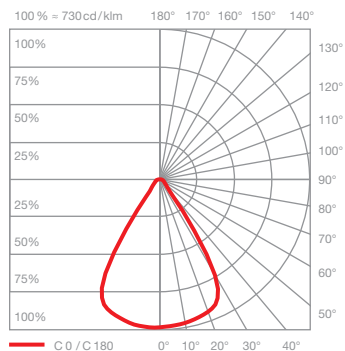

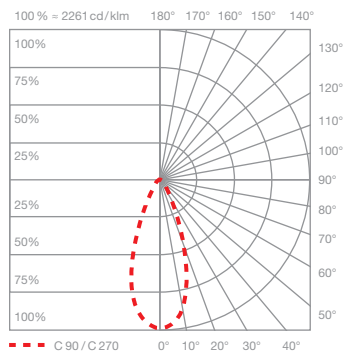

Mito alto 100 track lighting effects



ceiling (narrow)
concentrated light, beam angle approx. 25°

inserts: narrow
luminous flux: high color 45 W 2400 lm

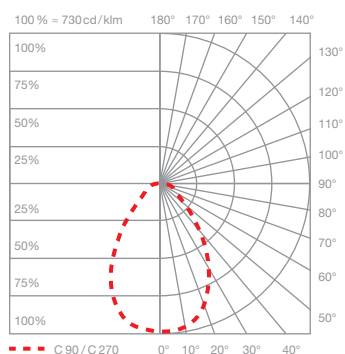

UGR (4H8H) < 19*



ceiling (wide)
wide-radiation light, beam angle approx. 80°

inserts: wide
luminous flux: high color 45 W 2400 lm

UGR (4H8H) > 19*

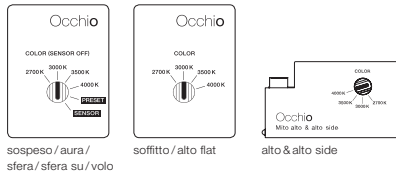


*For a reliable assessment of glare values in a real application of a luminaire we recommend to carry out an individual calculation which can be prepared by our lighting team (lightingdesign@occhio.de).

control options

Control

Mito set box



sospeso / aura / sfera / sfera su / volo

soffitto / alto flat

alto & alto side

sospeso / aura / sfera / volo:

COLOR (Sensor off)
adjustable color temperature (4 steps)
trailing-edge phase cut dimming possible

PRESET (sospeso / aura / volo)
adjustable color temperature (4 steps)
adjustable up / downlight ratio (5 steps)
trailing-edge phase cut dimming possible

PRESET (sfera)
color temperature adjustable (4 stages)
light intensity adjustable (5 stages)

SENSOR

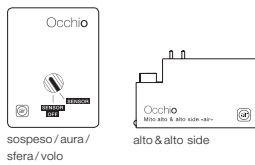
»touchless control« (gesture control)
switching, dimming, up / down fading*
»color tune« (color temperature continuously adjustable)
no external dimming possible

*not with sfera

soffitto / alto / alto side:

COLOR
adjustable color temperature (4 steps)
trailing-edge phase cut dimming possible

Mito »air« box



sospeso / aura / sfera / volo

alto & alto side



Occhio air (Bluetooth control using Occhio air app) or air controller (optional) control of individual luminaires, groups and scenes

sospeso / aura / sfera / volo:

SENSOR
»air« + »touchless control« (Bluetooth- and gesture control)
control via »touchless control« and Occhio air app or »air« controller

SENSOR OFF

»air«
control via Occhio air App or »air« controller
switching, dimming, up / down fading »color tune« (color temperature continuously adjustable)



terra / raggio / largo / soffitto / alto flat

terra / largo / raggio:

»air«, »touchless control« and »body sensor« (raggio / terra) (Bluetooth- and gesture control)
control via »touchless control«, »body sensor« and Occhio air App or »air« controller

alto / alto side:

»air« (Bluetooth - control)
control via Occhio air App or »air« controller
switching, dimming
»color tune« (color temperature continuously adjustable)

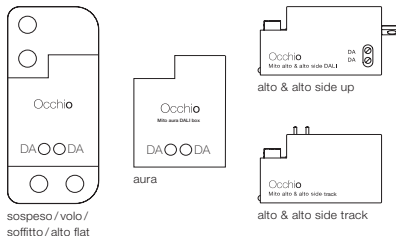
»ambient light control« (terra)
adjustment to ambient light

»presence sensor« (terra)
presence identification and automatically shutdown by presence sensor

deactivation and adjustable via control and sensor with »air« app

with Mito »air« box no external dimming possible

Mito DALI box (control via DALI)



sospeso / volo / soffitto / alto flat

aura

alto & alto side track

sospeso / aura / volo:

– color tune adjustable*
– adjust continuously dimming
– up + downlight separate controllable (two DALI addresses needed)
– no »touchless control«, no fading

soffitto / alto / alto side:

– color tune adjustable*
– continuously dimming

* DALI controller DALI Device type 8 (DT8) for controlling of the color tune necessary further signs on www.occhio.com/dali

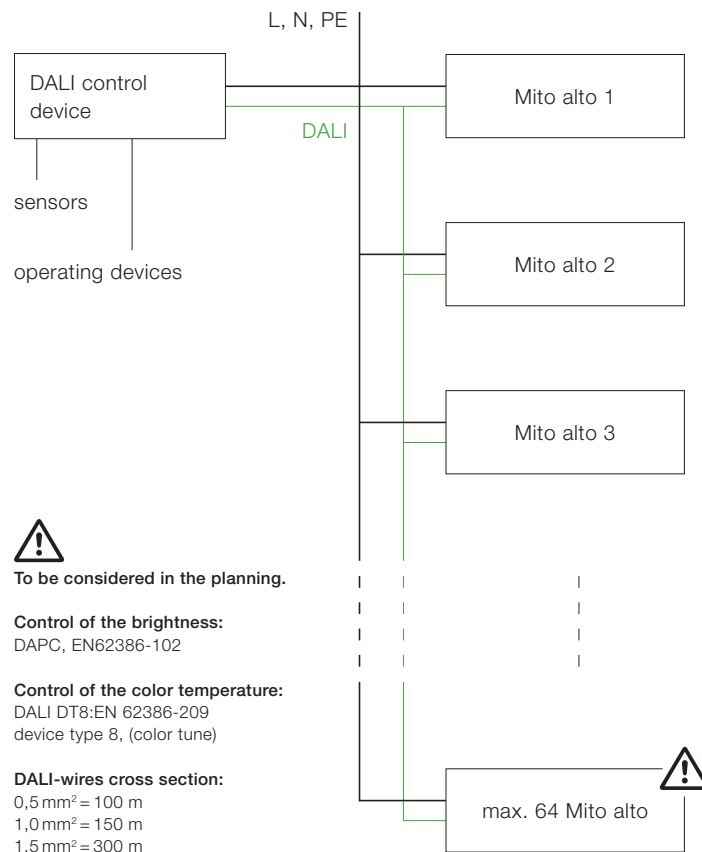
Mito alto 100 track DALI connection diagram

A maximum of 64 Mito alto units can be assigned to each DALI circuit.

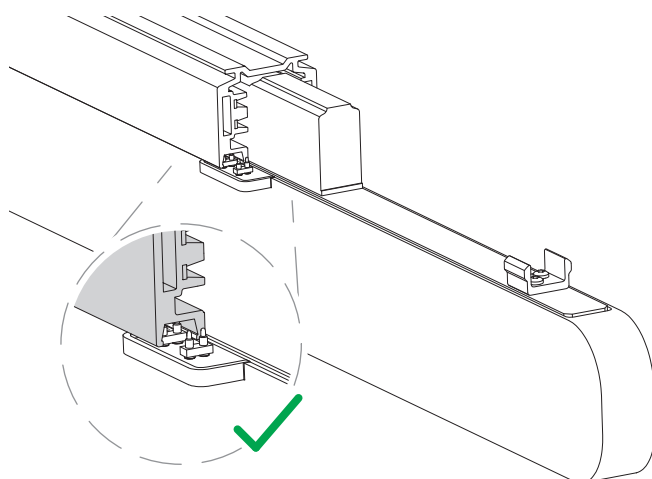
The Mito alto units can be organized into as many as 16 groups and equipped with an additional 16 scenarios (predefined settings).

Using a DALI short address, they can be actuated and configured individually. In addition, the bi-directional data transfer lets users query the state/status of individual luminaires.

You can find more detailed information at www.occhio.com/dali.



DALI mounting



The pins of the DALI inlay and contacts of the DALI track determine the orientation of the luminaire.

The downward light output is symmetric and therefore not affected by the orientation of the luminaire.