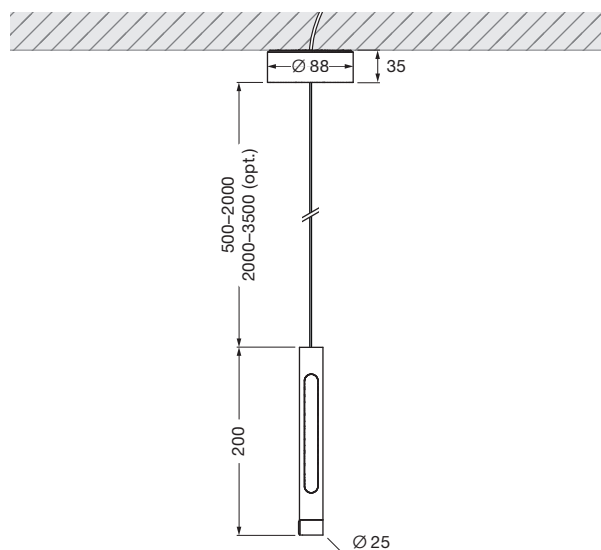


Coro sospeso fix up phase-cut datasheet

LED suspended luminaire with rod-shaped head and zoom optic. up version for surface mounting. The suspension cable is adjustable between 50–200 cm (optional 200–350 cm) during mounting. Version with integrated power supply unit, connection to 230 V AC mains voltage. Dimmable via phase-cut dimmer. The color temperature can be configured to 2700 K, 3000 K or 4000 K when ordering.

The zoom optic is glare-free and the beam angle continuously adjustable between 40–80°.

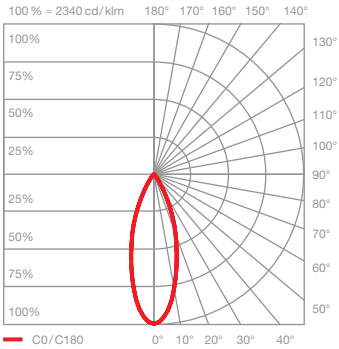


dimensions in mm

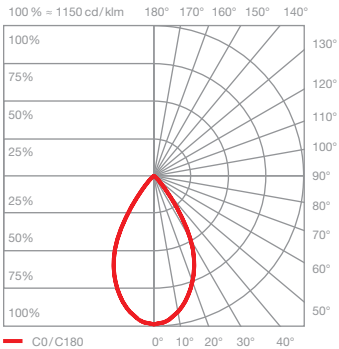

technical data Coro sospeso fix up phase-cut

properties	material	aluminium, glass, PVD coated, painted, plastic
	height setting	500–2000 mm (can be adjusted during fitting) optional: 2000–3500 mm (can be adjusted during fitting)
	weight	0.4 kg
surface	head / zoom	gold, matt gold, rose gold polished, matt silver, matt white, matt black, phantom polished, black phantom polished, dark chrome polished
	pads / cover	matt white, matt black
	cable	white, black
Occhio LED	average life time	> 50.000 hrs
	energy efficiency class	This product contains a light source of energy efficiency class F (2700 K, 3000 K) or E (4000 K)
	power	LED 6 W (incl. Occhio power supply unit approx. 8 W, standby < 0.5 W)
	color rendering index	CRI Ra 92
	color temperature (color consistency)	2700K / 3000K / 4000 K (2-step)
electricity	dimming	via trailing-edge phasecut
	connection	230 V AC
	permitted operating conditions	ambient temperature 10–30°C, for indoor use only

Coro sospeso fix up phase-cut
lighting effects



Z40		
directed light (approx. 40°)		
optics:	zoom lens	
power:	high color	6 W
luminous flux:	2700 K	170 lm
	3000 K	180 lm
	4000 K	210 lm



Z80		
directed light (approx. 80°)		
optics:	zoom lens	
power:	high color	6 W
luminous flux:	2700 K	270 lm
	3000 K	280 lm
	4000 K	320 lm