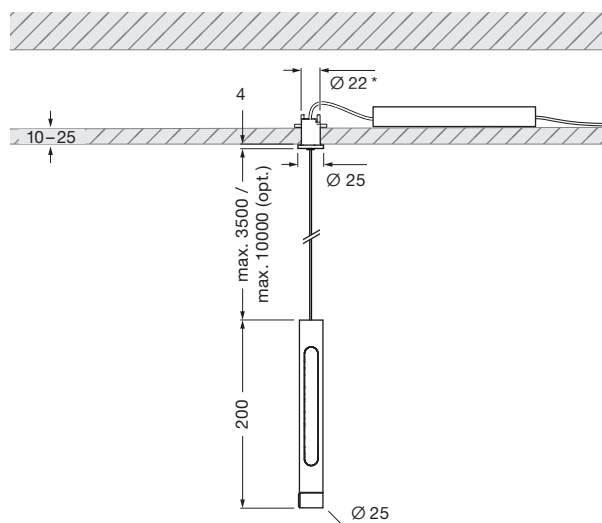



Coro sospeso fix pure »air« datasheet

LED suspended luminaire with rod-shaped head and zoom optic. pure version with recessed wire suspension for mounting on hollow ceilings with revision. The suspension cable is adjustable to max. 350 cm (optional max. 1000 cm) during mounting.

Version with remote power supply unit, connection to 230 VAC mains voltage. Switching, dimming and »color tune« via Occhio air or »touchless control« (gesture control on head). The color temperature can be adjusted continuously between 2700–4000 K (optional 2200–3500 K). The zoom optic is glare-free and the beam angle continuously adjustable between 40–80°.



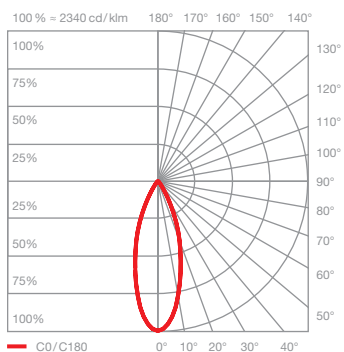

* cut-out dimensions

dimensions in mm

technical data Coro sospeso fix pure »air«

properties	material	aluminium, glass, PVD coated, painted, plastic
	height setting	max. 3500 mm (can be adjusted during fitting) optional: max. 10000 mm (can be adjusted during fitting)
	weight	0.6 kg
surface	head / zoom	gold, matt gold, rose gold polished, matt silver, matt white, matt black, phantom polished, black phantom polished, dark chrome polished
	pads / cover	matt white, matt black
	cable	white, black
Occhio »color tune« LED	average life time	> 50.000 hrs
	energy efficiency class	This product contains a light source of energy efficiency class F (2200–3500K) or E (2700–4000K)
	power	LED 6 W (incl. Occhio power supply unit approx. 8 W, standby < 0.5 W)
	color rendering index	CRI Ra 92
	color temperature (color consistency)	color tune: 2200–3500 K (2-step) 2700–4000 K (2-step)
electricity	dimming	via »touchless control« and Occhio air
	connection	230 VAC
	permitted operating conditions	ambient temperature 10–30°C, for indoor use only

Coro sospeso fix pure »air« lighting effects



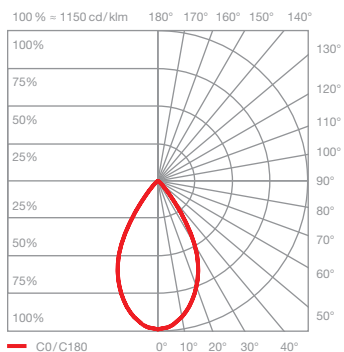

Z40

directed light (approx. 40°)

optics: zoom lens

power: high color 6 W

luminous flux: 2200–3500 K 130–170 lm
2700–4000 K 150–180 lm



Z80

directed light (approx. 80°)

optics: zoom lens

power: high color 6 W

luminous flux: 2200–3500 K 200–260 lm
2700–4000 K 230–280 lm