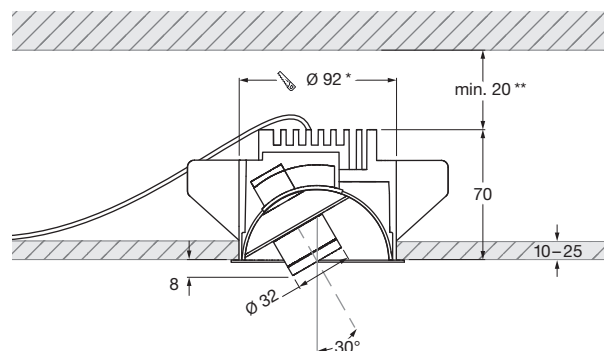


Coro piano edge »air« datasheet

LED recessed spotlight with zoom optic (swivable). piano version for mounting on hollow ceilings. edge model with filigree ceiling edge. The spotlight is mounted with a simple tension spring mechanism and requires no screw fittings.

Version with remote power supply unit, connection to 230 VAC mains voltage. Switching, dimming and »color tune« via Occhio air. The color temperature can be adjusted continuously between 2700–4000 K (optional 2200–3500 K). The zoom optic can be rotated by 360° (with end-stop), swiveled by 30° and the light cone can be adjusted continuously between 25–60°.



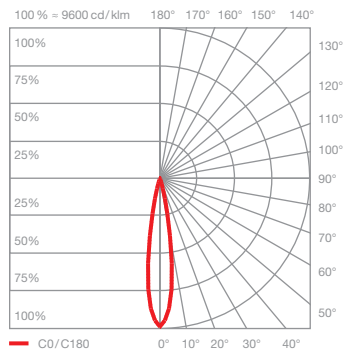

* cut-out dimensions
** minimum thermal distance, installation height depending on driver

dimensions in mm

technical data Coro piano edge »air«

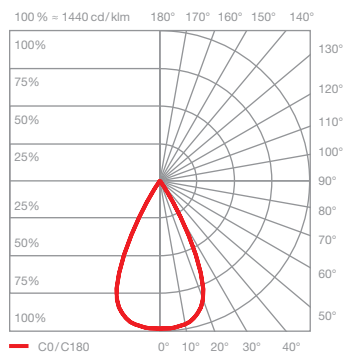

properties	material	aluminium, glass, PVD coated, painted, plastic
	turning range	360° (with stop)
	mobility head	30°
	weight	0.9 kg
surface	zoom	gold, matt gold, rose gold polished, matt silver, matt white, matt black, phantom polished, black phantom polished, dark chrome polished
	tube	matt white, matt black
Occhio »color tune« LED	average life time	> 50.000 hrs
	energy efficiency class	This product contains a light source of energy efficiency class F (2200–3500K) or E (2700–4000K)
	power	LED 9W (incl. Occhio power supply unit approx. 12 W, standby < 0.5 W)
	color rendering index	CRI Ra 92
	color temperature (color consistency)	color tune: 2200–3500 K (2-step) 2700–4000 K (2-step)
electricity	dimming	via Occhio air
	connection	230 VAC
	permitted operating conditions	ambient temperature 10–30°C, for indoor use only

Coro piano edge » air« lighting effects



Z25 directed light (approx. 25°)

optics:	zoom lens	
power:	high color	9 W
luminous flux:	2200–3500 K	170–230 lm
	2700–4000 K	200–240 lm



Z60 directed light (approx. 60°)

optics:	zoom lens	
power:	high color	9 W
luminous flux:	2200–3500 K	320–420 lm
	2700–4000 K	370–450 lm