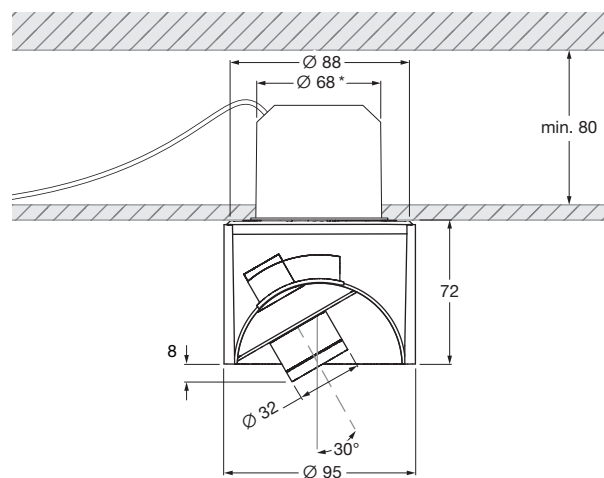


Coro alto flat phase-cut datasheet

LED ceiling spotlight with cylindrical base and zoom optic (swivable). flat version for mounting on hollow ceilings. Version with remote power supply unit, connection to 230 VAC mains voltage. Dimmable via phase-cut dimmer. The color temperature can be configured to 2700 K, 3000 K or 4000 K when ordering.

The zoom optic can be rotated by 360° (with end-stop), swiveled by 30° and the light cone can be adjusted continuously between 25–60°.



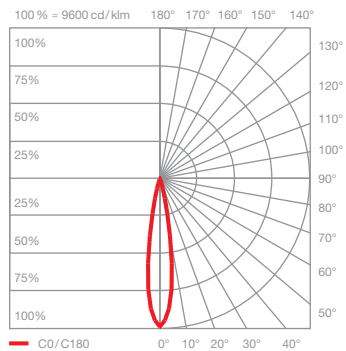

* cut-out dimensions

dimensions in mm

technical data Coro alto flat phase-cut

properties	material	aluminium, glass, PVD coated, painted, plastic
	turning range	360° (with stop)
	mobility head	30°
	weight	0.9 kg
surface	head / zoom	gold, matt gold, rose gold polished, matt silver, matt white, matt black, phantom polished, black phantom polished, dark chrome polished
	tube	matt white, matt black
Occhio LED	average life time	> 50.000 hrs
	energy efficiency class	This product contains a light source of energy efficiency class F (2700 K, 3000 K) or E (4000 K)
	power	LED 9 W (incl. Occhio power supply unit approx. 12 W, standby < 0.5 W)
	color rendering index	CRI Ra 92
	color temperature (color consistency)	2700 K / 3000 K / 4000 K (2-step)
electricity	dimming	via trailing-edge phasecut
	connection	230 V AC
	permitted operating conditions	ambient temperature 10–30°C, for indoor use only

Coro alto flat phase-cut lighting effects



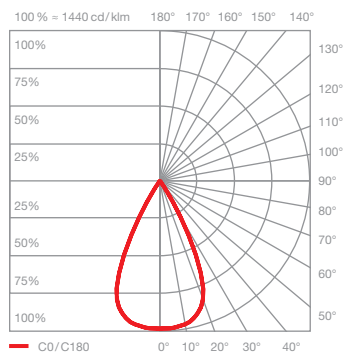

Z25

directed light (approx. 25°)

optics: zoom lens

power: high color 9 W

luminous flux: 2700 K 400 lm
3000 K 420 lm
4000 K 480 lm



Z60

directed light (approx. 60°)

optics: zoom lens

power: high color 9 W

luminous flux: 2700 K 450 lm
3000 K 480 lm
4000 K 540 lm